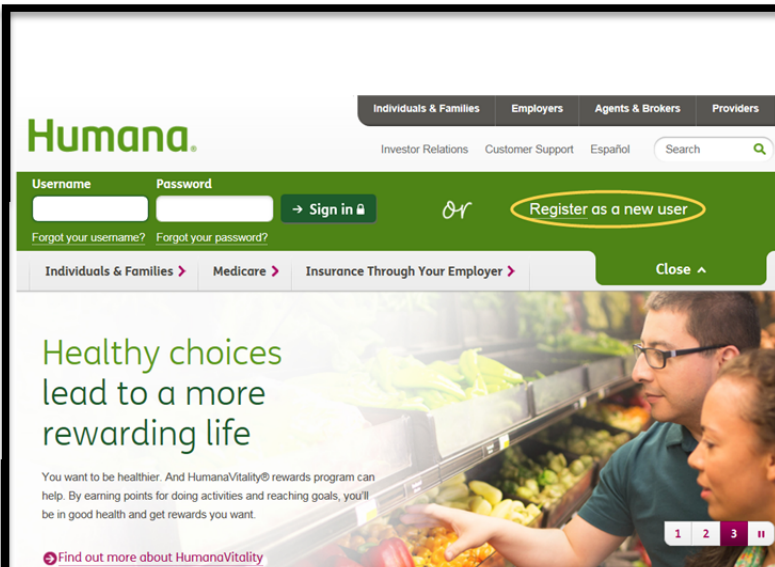
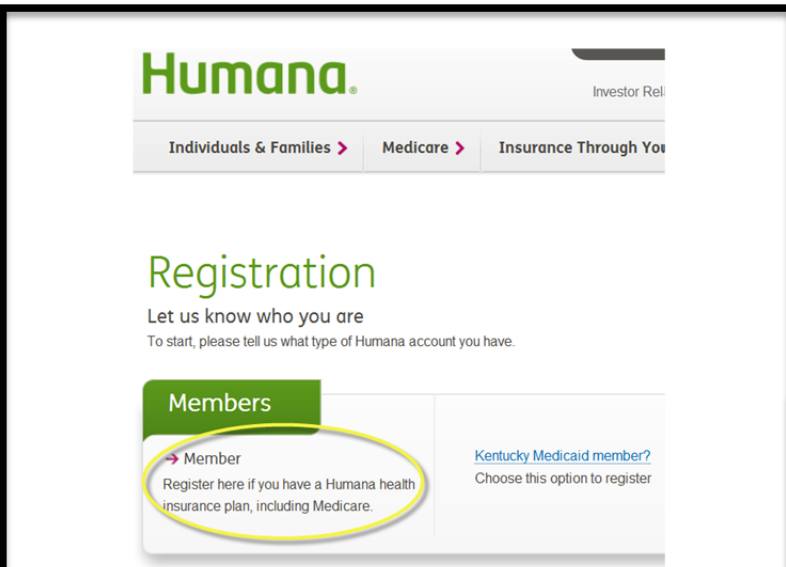


# MyHumana Registration



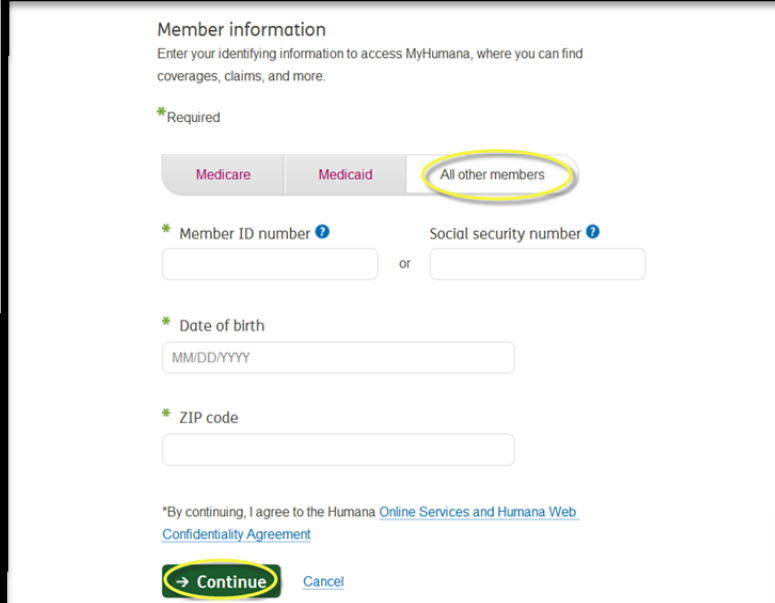
The screenshot shows the Humana website's registration page. At the top, there are navigation links for 'Individuals & Families', 'Employers', 'Agents & Brokers', and 'Providers'. Below these are links for 'Investor Relations', 'Customer Support', and 'Español', along with a search bar. The main registration area has fields for 'Username' and 'Password', a 'Sign in' button, and a 'Register as a new user' button which is circled in yellow. Below the registration fields are links for 'Forgot your username?' and 'Forgot your password?'. A banner at the bottom features the text 'Healthy choices lead to a more rewarding life' and a small video player showing a couple in a grocery store.

## Select **Register** at Humana.com



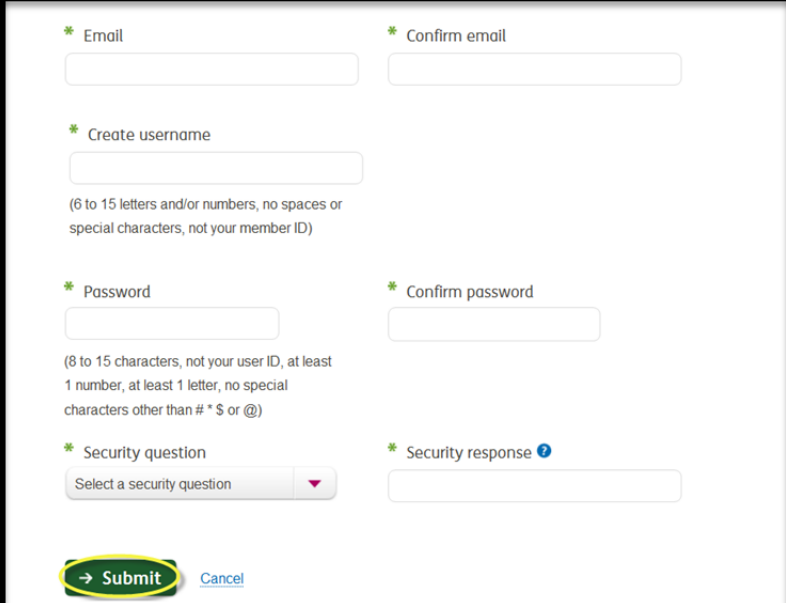
The screenshot shows the 'Registration' page on the Humana website. It says 'Let us know who you are' and 'To start, please tell us what type of Humana account you have.' There are two main options: 'Members' and 'Kentucky Medicaid member?'. The 'Members' option is circled in yellow and includes a sub-option 'Member' with the text 'Register here if you have a Humana health insurance plan, including Medicare.' The 'Kentucky Medicaid member?' option says 'Choose this option to register'.

## Select **Member**



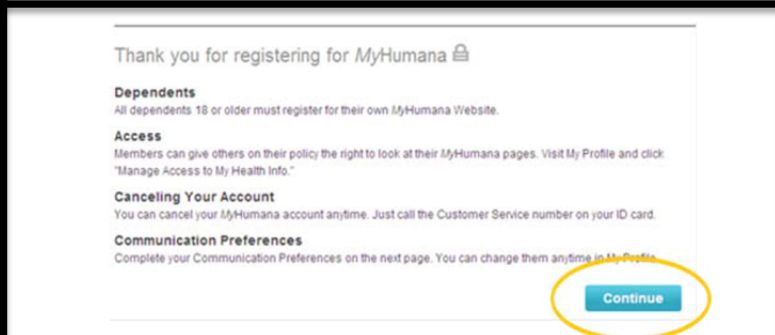
The screenshot shows the 'Member information' form. It asks for identifying information to access MyHumana. There are fields for 'Member ID number' and 'Social security number', 'Date of birth' (MM/DD/YYYY), and 'ZIP code'. Below these fields is a link to the 'Online Services and Humana Web Confidentiality Agreement'. At the bottom, there is a 'Continue' button circled in yellow and a 'Cancel' button.

Select **All other** members, fill in required fields, and select **Continue**



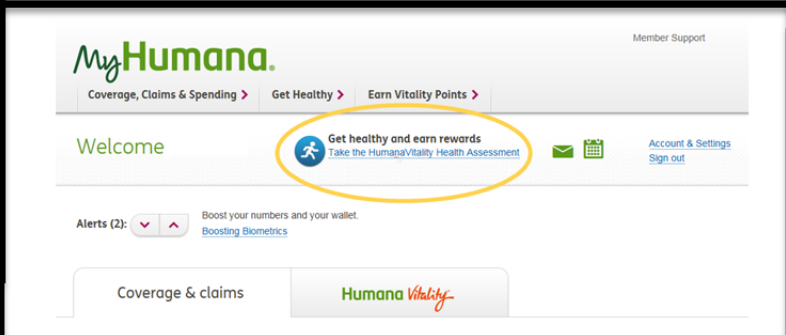
The screenshot shows the form for creating a unique User ID and Password. It has fields for 'Email', 'Confirm email', 'Create username', 'Password', 'Confirm password', 'Security question', and 'Security response'. The 'Submit' button is circled in yellow. There are also instructions for the username and password requirements.

Create a unique User ID & Password and select **Submit**



The screenshot shows the 'Thank you for registering for MyHumana' screen. It lists 'Dependents', 'Access', 'Canceling Your Account', and 'Communication Preferences'. At the bottom, there is a 'Continue' button circled in yellow.

When you reach this screen, click **Continue**, and select how you would like to receive communications.



The screenshot shows the MyHumana home page. It has a 'Welcome' message and a 'Get healthy and earn rewards' button circled in yellow. There are also links for 'Coverage, Claims & Spending', 'Get Healthy', 'Earn Vitality Points', 'Alerts', 'Boosting Biometrics', 'Account & Settings', and 'Sign out'.

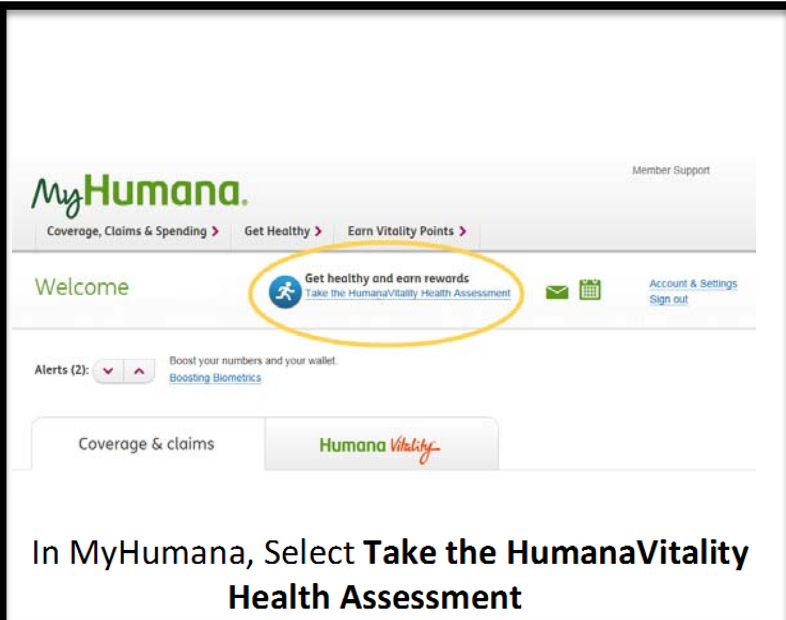
You are now registered on MyHumana. To get started, simply click **Take the Health Assessment** on your MyHumana home page.

# Steps to complete the Health Assessment



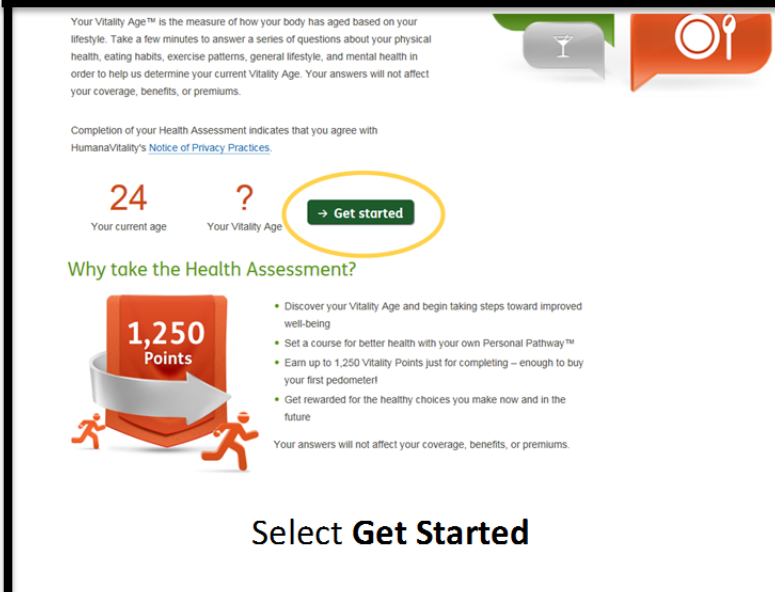
The Humana.com homepage features a navigation bar with links for Individuals & Families, Employers, Agents & Brokers, and Providers. Below this is a search bar and a login section with fields for Username and Password, a 'Sign in' button, and a link to 'Register as a new user'. A banner image shows a man and a woman in a grocery store, with the text 'Healthy choices lead to a more rewarding life'. Below the banner is a 'Log in or Register at Humana.com' button.

Log in or Register at Humana.com



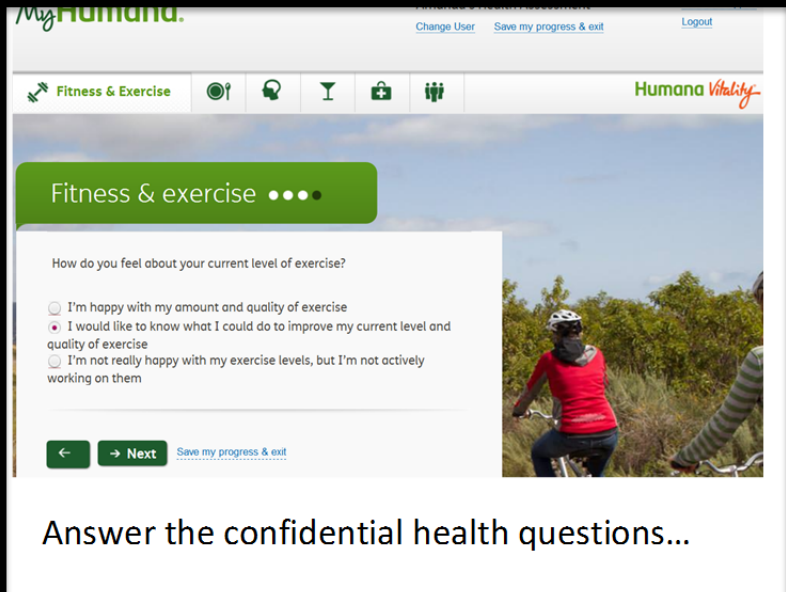
The MyHumana dashboard shows a 'Welcome' message and a 'Get healthy and earn rewards' button, which is circled in yellow. Below this is a 'Coverage & claims' section and a 'Humana Vitality' logo. A 'Member Support' link is in the top right corner.

In MyHumana, Select **Take the HumanaVitality Health Assessment**




This screen shows the 'Get started' button circled in yellow. It displays '24 Your current age' and '? Your Vitality Age'. Below this is a 'Why take the Health Assessment?' section with a '1,250 Points' reward and a list of benefits. A 'Get started' button is also present.

Select **Get Started**




The 'Fitness & Exercise' questionnaire asks 'How do you feel about your current level of exercise?'. It has three radio button options: 'I'm happy with my amount and quality of exercise', 'I would like to know what I could do to improve my current level and quality of exercise' (selected), and 'I'm not really happy with my exercise levels, but I'm not actively working on them'. A 'Next' button is at the bottom.

Answer the confidential health questions...



This screen shows a 'Congratulations!' message and a 'Your Vitality Age is waiting.' section. A 'View my health results' button is circled in yellow. The background image shows a woman and a child on a bicycle.

You're almost done



The 'Personal health report' section shows a 'My results overview' card with 'My Vitality Age 23'. Below this is a 'Start setting goals' button. The background image shows a woman and a child on a bicycle.

See your Results, Vitality Age & Status.  
Explore your personal goals  
...and start earning Vitality Points & Vitality Bucks!